



Tools for a Successful First Year of Teaching

Mrs. Jimenez

True Education

True education means more than the pursue of a certain course of study. It means more than a preparation for the life that now is. It has to do with the whole being, and with the whole period of existence possible to man. It is the harmonious development of the physical, the mental, and the spiritual powers. It prepares the student for the joy of service in this world and for the higher joy of wider service in the world to come. (Education, p. 13)



We are ready!

Congratulations! You are finally a teacher! It's a dream come true. I remember those days very well. I almost didn't believe it was real until I walked into my first classroom and saw those empty walls and piled up furniture staring back at me. You will certainly get lots of advice from lots of people. Remember that in the end, this is your classroom--the classroom you've wanted for so long. There's no doubt about it. Beginning the school year in a strange environment filled with new faces, unfamiliar procedures, and unknown pitfalls can be a scary prospect. You're the teacher, however, and you can "never let 'em see you sweat."

Planning for the Year - part I

- Annual Plans.
- Unit Plans.
- Monthly Overview.
- Weekly Overview.
- Homework Folder.



Planning for The Year - Part II

- **E-mails.** Contact the secretary to gather all your parents' e-mails. Each Monday send an email with the Weekly Overview in a pdf format, including reminders and a quote. Get as well your student's addresses to send them a simple and short letter with a warm welcome to your classroom.
- **Field Trips.** Few, but extremely connected to the curriculum. Not always the same field trips every year and have one just for



Planning for the Year - Part III

- **Teacher's Web.** Just 35 dollars annually.
- **Teacher's Binder Divisions.** School, Conference, Union, Newsletters, Evaluations, Calendars, etc.
- **Grading.** Plan the weight for tests, quizzes, projects, class work, homework, etc.
- **Get to know your School.** Policies, Students' handbooks (nails), Science Fair, Special Programs, Trash, Before and After School Supervision, Worship, etc.



Decorating Our Classroom

- **Theme.** Traveling, Garden, Beach, etc. Attach everything to the Theme like Road to Success, Discipline, bulletin boards, Teacher's Web, etc.
- **Start a "Class Collection"** and decide on which topics your students want to "Become Experts"
- **Bulletin's Boards by Children.** Leave a bulletin board empty and take turns to decorate it according to a unit coming ahead.
- **Pride Wall.** Consider having a spot on one of the for walls, or even in the hallway to put what each child considers his/her best class work.
- **Mystery Box.** Be a Reflective Teacher.



Decorating Our Classroom - Part II

- Have a Pet. Fish or Bird, watch out for allergies and odors.
- Mail Box. Have a pretty mail box from Target to be filled by your students open to suggestions. Cones and Donuts.
- Worship Schedule. Do a few worships using visual and hands-on activities with a relevant meaning for their age and teach them how to conduct them.
- Jobs. For more than a week in smaller classrooms!
- Keep it clean at all times.
- Your Desk. Your students' desks



First Day of School

- Rest well the night before. Leave your classroom early the day before. “you will do as well as your last good night’s sleep”
- Our Voice, Our Face, Our Look. There are no second chances at first impression.
- Setting: Circle facing us, rows, group of five or six, etc. At the end of the school year or even around Christmas, let them choose and where to seat and you will be surprised.
- Sitting. Wait for them outside, not by your desk, with creatures, places or whatever goes along with your theme, so they can look for their desks alone, instead looking for their names.
- Coded folders. Green for Grammar, Blue for Math, Yellow for Science, etc. This helps the DL.
- Games. Search in Google some fun games to get to know each other, including us. Not so many games, because the school will meet at some point altogether and you need time to go over rules and unpacking!!!
- Introduce: Rules, Homework Folder, Daily Schedule, homework Policy, etc.
- Taking Work Home

Routines

- Coming to the classroom in the morning
- Desks before going to recess
- Clean floor (avoids accidents)
- Sharpening pencils
- Homework folder
- Going to the bathroom
- Lining up, taking turns (boys, girls; by grades.)
- Learning centers

Classroom Management

- If you want to be successful in your classroom management, follow God's Instructions! You won't fail, they are found in the Bible and CHILD GUIDANCE, as well in all the books about Education from EGW.
- Do the unexpected. Don't embarrass them.
- Find the cause before punishing them.
- Have a system, so they know what to expect.

Poem: Our Class Rules

**We raise our hands to speak,
And work quietly at our seats.
We keep hands to ourselves,
And use voices soft and sweet.
We are helpful to our friends,
And we keep our places neat.**

Dealing with Students, Teachers, Parents, Principal, Board Members & Superintendents.

STUDENTS

- Celebrate Success
- Humor. Root Beer
- Assignment Completion Plan
- Change the Environment. Rules First!
- Don't forget about your boys!!!



Dealing with Students, Teachers, Parents, Principal, Board Members & Superintendents.

TEACHERS

- Smile!
- Respect everyone's opinion.
- Be positive, don't complain.
- Avoid gossip.
- Share, God will give you more!



PROVERBS 20:19 -
A GOSSIP BETRAYS A CONFIDENCE;
SO AVOID A MAN WHO TALKS TOO MUCH.

Dealing with Students, Teachers, Parents, Principal, Board Members & Superintendents.

PARENTS

- Involvement.
- Respect.
- Smile
- Facebook.
- Issues.
- Home Visits.
- Don't just ask them to come cut out letters!
- Bring parents to give classes or show the area of expertise.



Pastors and Churches. The Heart of Your School

- Send newsletters
- Poem "To Be Educated" show sample
- Letters to the sick,
Birthday.
- Invite them
to do Worship
- Give a little presentation. Don't talk about the bad things about Public Education. Elevate Adventist Education.
- Show a short video with the best of your classroom highlighting excellence and service to the community and the world, like sponsoring a child in a poor country. Join a cause in ADRA, the Blind or Children's International Care.
- Wish List



I HAVE BEEN EDUCATED

If I learn my ABCs, can read 600 words per minute and can write with perfect penmanship, but have not been shown how to communicate with the Designer of all language... I HAVE NOT BEEN EDUCATED.

If I can deliver an eloquent speech and persuade you with my stunning logic, but have not been instructed in God's wisdom... I HAVE NOT BEEN EDUCATED.

If I read Shakespeare and John Locke and can discuss their writings with keen insight, but have not read the greatest of all books—the Bible—and have no knowledge of its personal importance... I HAVE NOT BEEN EDUCATED.

If I have memorized addition facts, multiplication tables, and chemical formulas, but have never been disciplined to hide God's Word in my heart... I HAVE NOT BEEN EDUCATED.

If I can explain the law of gravity and Einstein's theory of relativity, but have never been instructed in the unchangeable laws of the One Who orders our universe... I HAVE NOT BEEN EDUCATED.

If I can classify animals by their family, genus and species, and can write a lengthy scientific paper that wins an award, but have not been introduced to the Maker's purpose for all creation... I HAVE NOT BEEN EDUCATED.

If I can recite the Gettysburg Address and the Preamble to the Constitution, but have not been informed of the hand of God in the history of our country... I HAVE NOT BEEN EDUCATED.

If I can play the piano, the violin, six other instruments, and can write music that moves men to tears, but have not been taught to listen to the Director of the universe and worship Him... I HAVE NOT BEEN EDUCATED.

If I can run cross-country races, star in basketball and do 100 push-ups without stopping, but have never been shown how to bend my spirit to do God's will... I HAVE NOT BEEN EDUCATED.

If I can identify a Picasso, describe the style of da Vinci, and even paint a portrait that earns an A+, but have not learned that all harmony and beauty comes from a relationship with God... I HAVE NOT BEEN EDUCATED.

If I were to graduate with a perfect 4.0 and am accepted at the best university with a full scholarship, but have not been guided into a career of God's choosing for me... I HAVE NOT BEEN EDUCATED.


If I become a good citizen, voting at each election and fighting for what is moral and right, but have not been told of (or believe) the sinfulness of man and his hopelessness without Christ... I HAVE NOT BEEN EDUCATED.

However, if one day I see the world as God sees it, and come to know Him, Whom to know is life eternal, and glorify God by fulfilling His purpose for me...

THEN, I HAVE BEEN EDUCATED.

Let the World Know!

- Kidsview Magazine
- CNN
- Guide for 7th and 8th grade.
- Share your students' writing to a local public library.
- Send newsletters to all the constituency churches.
- Radio: bed stories, health capsules, poems, etc.
- Adopt a Highway. I will do it this year.
- Visit the elderly and send notes.
- Adventist Channel
- Your local Magazine
- Union Magazine
- Pen pals to another Adventist school in another country



Dealing with Students, Teachers, Parents, Principal, Board Members & Superintendents.

PRINCIPAL

- Respect.
- Smile, don't be sad. Don't show you had a bad night!
- Accept corrections.
- Ask for help, but not too much in issues that you can resolve yourself.
- Don't gossip about your principal.
- Don't skip your principal.
- Don't talk about other teachers with your principal.
- Don't defend yourself when someone put you on the spot.

Dealing with Students, Teachers, Parents, Principal, Board Members & Superintendents.

BOARD MEMBERS

- Involvement.
- Respect.
- Smile
- Issues.
- Don't talk about teachers, principal or the superintendent with board members.
- Wish List
- Send newsletters to let them know what is happening in your classroom
- My Principal asked to take turns and talk to the board, it was a great experience. They were eager to know about what was going on. They are interested in knowing.

Dealing with Students, Teachers, Parents, Principal, Board Members & Superintendents.

SUPERINTENDENT

- Issues.
- Don't talk about teachers, principal or board members with your superintendent.
- Talk about good the things that are happening in your classroom.
- Don't look like a victim.
- Pray for them, don't judge them.
- Share everything that your are proud of doing.
- What superintendents like to see.

WHAT SUPERINTENDENTS LIKE TO SEE

by Dr. Ruth Horton, Illinois Conference

Intuitive Teachers: reads between lines and grasps students strengths and weakness

Teachers who ask for Counsel or Clarification: if in doubt, check it out

Good classroom management: handle day to day problems, get advise avoid “end of rope issues”, admit mistakes, disciple with love, avoid painting yourself into a corner, communicate student and parent: good, bad and ugly, inform all of your expectations

Teachers who are relational: get to know all students interests, etc., home visits are valuable, approachable, be vulnerable

Teachers who integrate Faith and Learning: relate skills to biblical/religious concepts, beliefs, uses biblical texts and references, incorporate religious themes, references.

Teachers who communicate: keep superintendent, associate, school principal or board chair informed: academic struggles, behavior problems of students, etc., brag or crow – special events or activities, personal problems or struggles that might impact your performance, be a “whistle blower” I blew it!!!!, apologies are appropriate

Teachers who are accurate: keep defendable grades, legal documents – registers, ITBS charts

Teachers who keep tidy and tasteful rooms: seasonal items, kids work – not just A’s, thematic lesson stuff, learn by example

Teachers who incorporate multiple teaching approaches: utilizes spatial, verbal, logical, mathematical, musical, kinesthetic, relational, naturalistic, spiritual approaches. Uses Blooms taxonomy of learning.

Teachers who dress professionally: meet or exceed the dress code, dress for success.

Teachers who utilize technology in various forms to enhance industrials


Teachers who are organized: have a plan, work the plan, post classroom schedule, and allow for unforeseen-flexibility, lesson plans with materials ready, and emergency planning-substitute folder

Teachers who see professional growth: take classes, attend workshops, seminars, join professional organizations, be open to advice or suggestions, meet with your colleagues-share strategies and materials-dialogue, and accept evaluations with an open mind



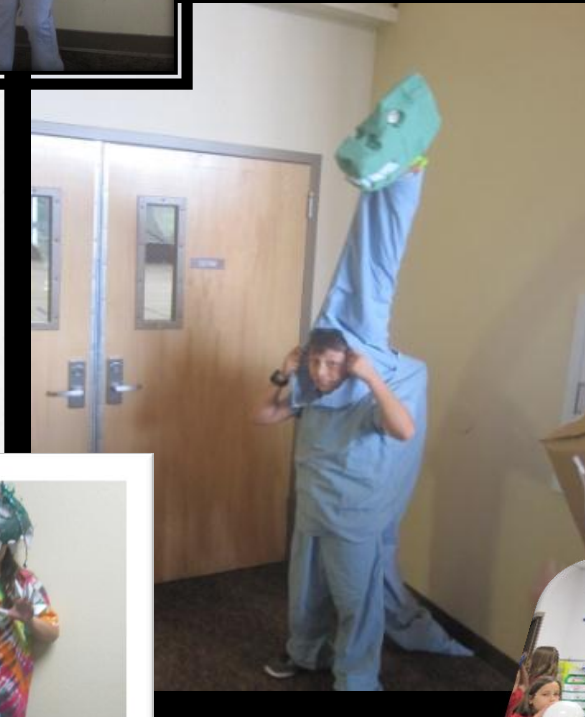
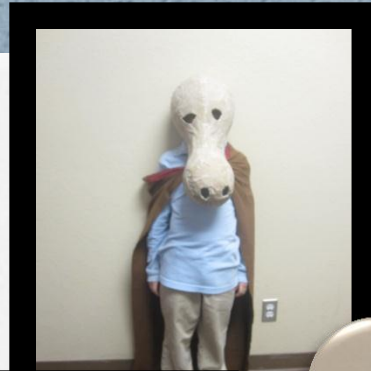
Other: live within your budget, volunteer for extracurricular activities, accept committee assignments gracefully, and respect confidentiality.

Project-Based Learning

I love Project Based Learning. You can expect one of these projects once a month. You will have the notice about one month before the project is due. After the due date one letter grade per day will be descending, unless there is a note from home explaining the reason of the delay. Project-based learning is a dynamic approach to teaching in which students explore real-world problems and challenges. With this type of active and engaged learning, students are inspired to obtain a deeper knowledge of the subjects they're studying.







Teachers create memories forever.....

